

XAGA 500

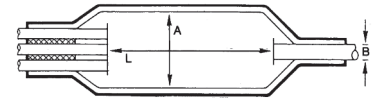
Joint closure system for unpressurized copper telephone networks

- Heat-shrinkable composite joint closure system for environmental and mechanical protection of joints in the unpressurised telephone network: aerial, buried or ducted, non filled or jelly filled cables with polyethylene, lead, steel or aluminium sheaths
- Composite structure of the reinforced Rayfort sleeve offers an excellent resistance to mechanical abuse during and after the installation
- Integrated moisture barrier completely reconstitutes the cable sheath over the total splice area
- Hotmelt adhesive forms a watertight seal to the cable sheath
- Supporting liner insulates, shapes and compacts the splice bundle
- Up to 3 cables at each end can be accommodated using three finger clips with hotmelt adhesive
- Installation indication: heat sensitive paint and adhesive flow, white line
- Extended size range can accommodate splices up to 800 pairs
- Unlimited shelf life


Sizing/ordering information

Selection chart dimensions (mm)

Description	Max. splice bundle diameter(A)	Min. cable diameter (B)	Nominal sheath opening (L)
XAGA-500-43/8-150-INT	43	8	150
XAGA-500-43/8-300-INT	43	8	300
XAGA-500-55/12-150-INT	55	12	150
XAGA-500-55/12-300-INT	55	12	300
XAGA-500-75/15-240-INT	75	15	240
XAGA-500-75/15-300-INT	75	15	300
XAGA-500-75/15-400-INT	75	15	400
XAGA-500-100/25-260-INT	100	25	260
XAGA-500-100/25-460-INT	100	25	460
XAGA-500-100/25-500-INT	100	25	500
XAGA-500-125/30-265-INT	125	30	265
XAGA-500-125/30-460-INT	125	30	460




Kit content



- Heat-shrinkable sleeve
- Channels with underclip
- Flexible liner
- Cleaning tissue
- Abrasive strip
- Desiccant (Silicagel)
- Aluminium foil
- Branch-off kit
- Shield continuity wire
- Installation instruction

BOKT kit content

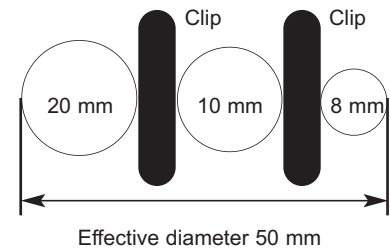


- Branch off clip
- Shield continuity wire + connector
- Cleaning tissue
- Aluminium foil
- Tie wrap

* Note for branched joints

1 The standard XAGA 500 kit is designed for max. 2 cables branched at one end only. Branched joints with more cables require the use of one additional branch-off kit (BOKT-5S or 5M) per added cable.

2 For joints with 2 or more cables in one end the overall diameter must be determined. Add 6 mm for every small clip or 8 mm for every medium clip. In each case the total diameter may not exceed the maximum joint diameter. See below.



Sizing/ordering information BOKT kit

Description

BOKT-5S-43/8-75/15	XAGA-500-43/8-xxx and XAGA 500-75/15-xxx
BOKT-5M-92/25-125/30	XAGA-500-100/25-xxx and XAGA 500-125/30-xxx

Use size XAGA-500-75/15-xxx depending on joint length.

* Note

- For filled joints (optional)
A special filling compound RSS and filling kit components are available.
- Kits are also available without BOKT kit
Description: XAGA-500-xx/xx-xxxZ-INT

XAGA, TE (logo) and TE Connectivity are trademarks of the TE Connectivity group of companies and its licensors.

The information given herein, including drawings, illustrations and schematics which are intended for illustration purposes only, is believed to be reliable. However, TE Connectivity makes no warranties as to its accuracy or completeness and disclaims any liability in connection with its use. TE Connectivity's obligations shall only be as set forth in TE Connectivity's Standard Terms and Conditions of Sale for this product and in no case will TE Connectivity be liable for any incidental, indirect or consequential damages arising out of the sale, resale, use or misuse of the product. Users of TE Connectivity products should make their own evaluation to determine the suitability of each such product for the specific application.

Tyco Electronics Raychem bvba

Diestsesteenweg 692

3010 Kessel-Lo, Belgium

Tel 32-16 351 011 (USA)1-919-557-8900

Fax 32-16 351 697 (USA)1-919-557-8498

www.te.com

www.telecomnetworks.com

TC 195/DS/8 05/13

